



**MALMET (AUSTRALIA)
PTY LTD**

Head Office and Customer Service
ABN 95 001 717 791

9-11 McKay Avenue
PO Box 373
Leeton NSW 2705

Phone: +61 2 6953 7677
Email: info@malmet.com.au

Bedpan/Urinal Bottle and Utensil/Bowl Washer Disinfector

Models WDS1; WDS3



Spare Parts Catalogue

*Note: Due to Malmet's Policy of continuous product improvement;
design and technical specifications are subject to change without notice.*



Table of Contents

<i>Layout – Front View</i>	2
<i>Layout – LH Side View</i>	3
<i>Layout – RH Side View</i>	4
<i>Layout – Rear View</i>	5
<i>Layout – Top View</i>	6
<i>Layout – Inside Door View</i>	7
<i>Control Panel – Front View</i>	8
<i>Spare Parts</i>	9


Note: *Not all parts listed in this catalogue are displayed on the Layout views.*

In the interest of continued product improvement, MALMET (AUSTRALIA) reserves the right to alter specifications without notice. E. & O. E.

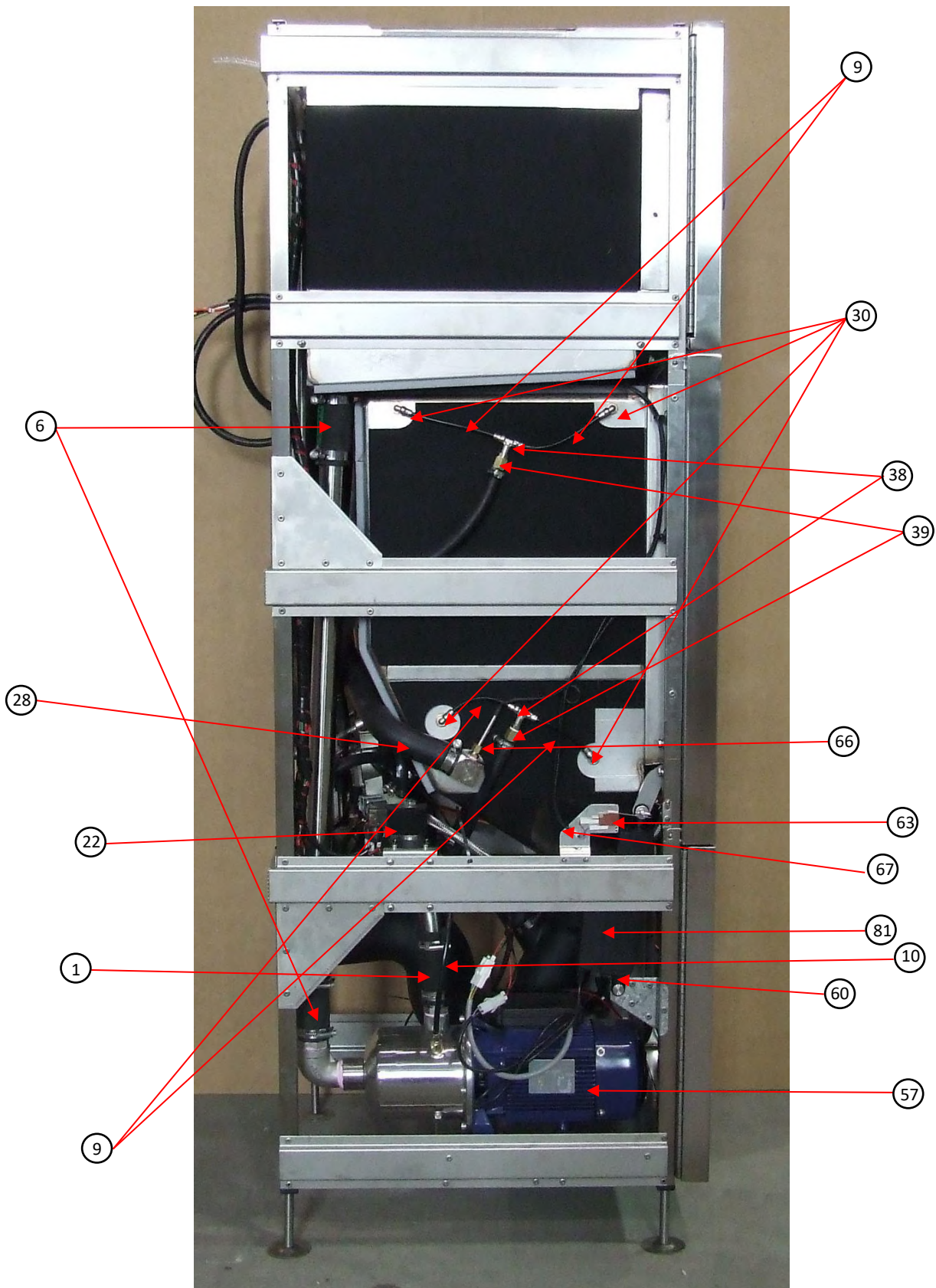
Text and illustration © Copyright MALMET (AUSTRALIA) 2024

All rights reserved. No part of this document may be reproduced or transmitted in any form or by any means, electronic or mechanical, including photocopying, recording or by an information storage and retrieval system, without prior permission in writing from Malmel (Australia)


Layout – Front View



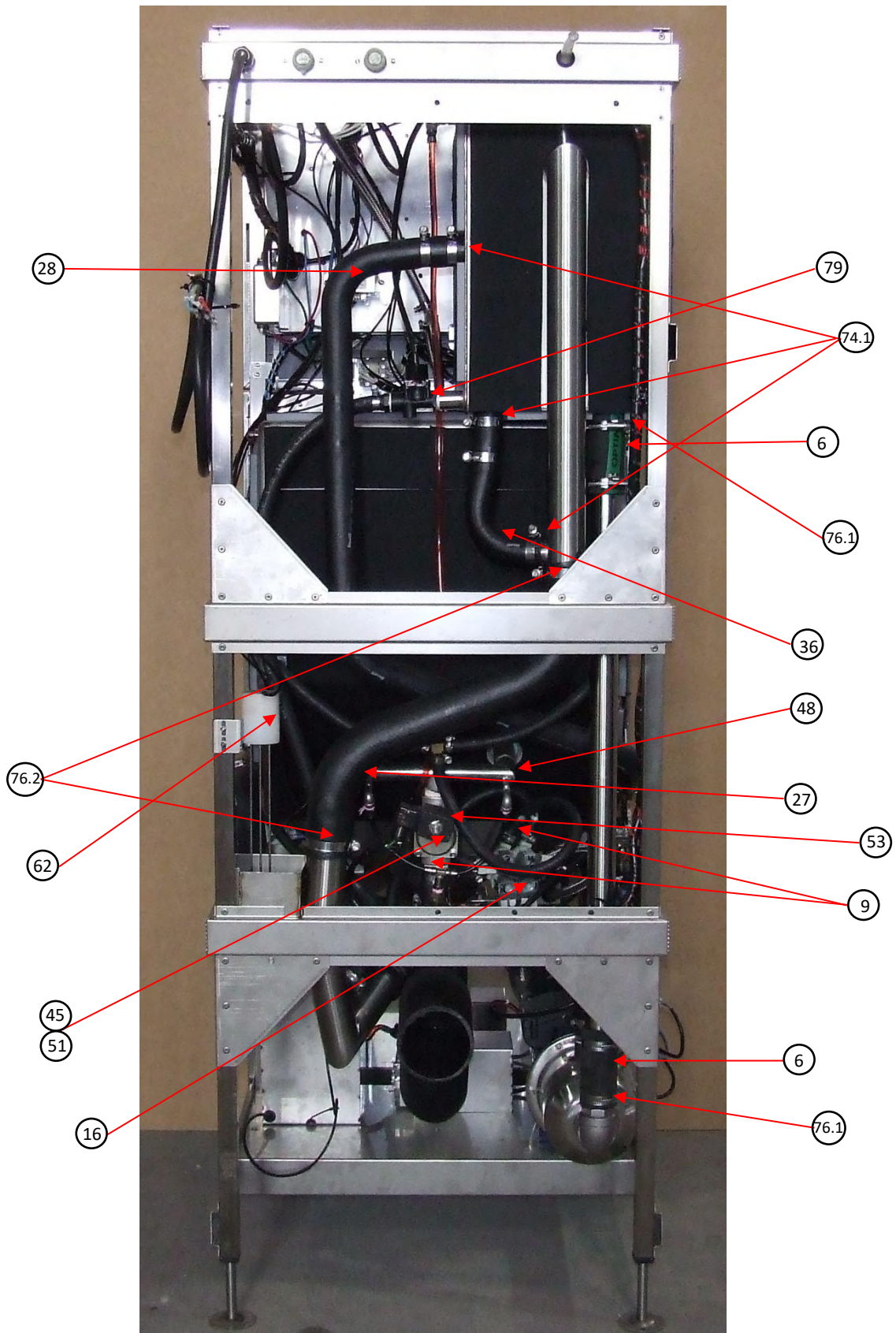
Layout – LH Side View




Layout – RH Side View



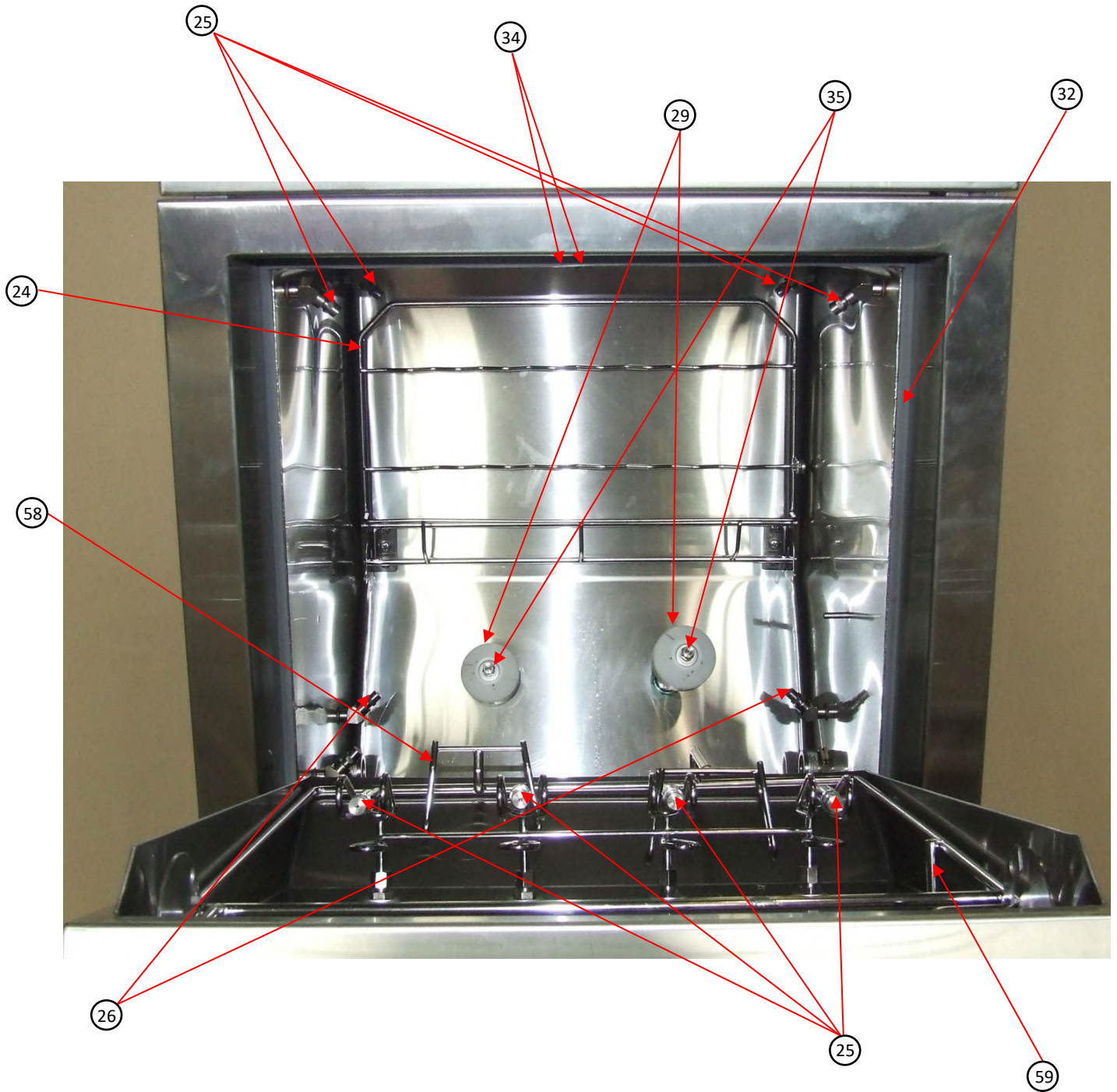
Layout – Rear View




Layout – Top View



Layout – Inside Door View



Control Panel – Front View











#	Part Number	Description	Diagram	#	Part Number	Description	Diagram
2	92-4003SP	WDS FASCIA ASSEMBLY			92-2016SP	BRACKET – TOP DOOR SW CLOSE	
24	92-3031SP	RACK – BOWLS / UTENSILS			92-2251SP	DOOR MICRO SWITCH COVER	
48	92-4029SP	MANIFOLD WELD ASSEMBLY			92-5235	UTENSIL BASKET - 465MM X 265MM X 115MM (SUITABLE FOR ALL WDS) ACCESSORY	
56	92-4036SP	AXLE BAR ASSEMBLY			92-5245	WDS 1L JUG RACK ACCESSORY	
58	92-4052SP	RACK BEDPAN ASSEMBLY INCLUDES HINGES, SENSOR MAGNET, RACK, SPRING & SCREWS		39	92-3083SP	TAIL 3/8" HOSE 1/8" BSP FEMALE	
	92-5033	KIDNEY DISH RACK ACCESSORY			91-2028SP	TRAP 'S' ROTA MOULDED	
30	92-3078SP	RAPIDFIT ELBOW 6MM TO 1/8" BSP			91-2029SP	TRAP 'P' ROTA MOULDED	
32	92-3113SP	GASKET DOOR SEAL – CHAMBER			92-2135SP	Min 8x WASHER 17.5OD X 10ID SS 316 MIN ORDER QTY 8	
38	91-3035SP	SPRAY 'T' PRESS LOCK FITTING		59	92-4055SP	MAGNET RACK POSITION SENSOR ASSEMBLY	



Spare Parts Catalogue

#	Part Number	Description	Diagram	#	Part Number	Description	Diagram
60	92-4069SP	DOOR ACTUATOR FASTENERS			92-3099SP	Min 8x SCREW M6X12 P/P M/T 316 SS MIN ORDER QTY 8	
75	92-4142SP	DOOR HINGE ASSEMBLY			92-3106SP	Min 10x SCREW M5X10 P/HEAD 316 SS MIN ORDER QTY 10	
76	92-4247SP	DOOR HINGE BOLT PLATE ASSEMBLY			92-3188SP	Min 10x SETSCREW M6X25MM HEX HEAD SS 316 MIN ORDER QTY 10	
79	91-3068SP	WATER SOLENOID VALVE 3/8"			92-3198SP	Min 2x COLLAR 16MM ID MIN ORDER QTY 2	
7	91-3170SP	HOSE – HOSE BEND 180 RUBBER			92-2137SP	Min 8x WASHER 17.50D X 10ID COPPER MIN ORDER QTY 8	
62	91-3114SP	HOT WATER LEVEL PROBE (3 WAY)		85	91-3059SP	ELEMENT OVERTEMP SWITCH 115°C	
71	81-2405SP	TEMPERATURE PROBE; NUT & 1/4" BRASS OLIVE			92-2058SP	STEAM GENERATOR LID	
87	92-4022SP	STEAM GENERATOR ASSEMBLY WDS		57	92-4044SP	WDS PUMP ASSEMBLY DW4-40/075D PUMP	
	92-4141SP	PUMP OUTLET TO MANIFOLD CONNECTION ASSEMBLY			92-3114SP	1/8" BSP 45° F-F ELBOW (SS 316)	
43	92-3153SP	ELEMENT OVER TEMP SWITCH 100°C		15	92-3011SP	DETERGENT FLOW SENSOR	



#	Part Number	Description	Diagram	#	Part Number	Description	Diagram
5	92-2144SP	CLAMP PLATE 5 LEVEL PROBE		49	92-4042SP	WATER TANK SCREEN ASSEMBLY	
11	82-2261SP	HARNESS 2 (HOT TANK SENSOR)		69	92-4075SP	5 LEVEL PROBE ASSEMBLY	
40	92-3115SP	GASKET – 5 LEVEL PROBE		42	91-3040SP	HEATING ELEMENT 4.5kW WDS 1 PH ONLY	
42	92-3128SP	ELEMENT 7.2kW 240V 3ph WDS 3 PH ONLY		51	92-3156SP	SEAL KIT RK-S35-6-E TO SUIT 92-3015SP 1" SOLENOID VALVE	
16	92-3013SP	SPRAY SOLENOID 4 WAY		53	92-3245SP	1" SOLENOID VALVE 2WB-25S-V DIRECT ACTING (Kailing)	
21	92-3012SP	COLD WATER INLET SOLENOID 2 WAY		84	81-2099SP	WDT/WDS - HOT WATER INLET SOLENOID 1 WAY	
22	92-3014SP	WATER SOLENOID VALVE 1/2" BSP		34	92-3047SP	SPRAY NOZZLE COOL DOWN WL1 1/4" 120°	
45	92-3234SP	SEAL KIT RK-ES55-6-N TO SUIT 92-3233 VALVE		35	92-3049SP	NOZZLE WL1/2 120 1/8BSP M 316 SS	
25	92-3046SP	SPRAY NOZZLE TOP WL1/4 90°		26	92-3048SP	SPRAY NOZZLE BOTTOM WL1/2 60°	



#	Part Number	Description	Diagram	#	Part Number	Description	Diagram
29	92-3063SP	FLUSH NOZZLE - ROTARY			1-30-235SP	Min 10x WASHER FLAT SS 3/8" MIN ORDER QTY 10	
1	92-2274SP	HOSE, RUBBER 1¼" – 32MM (135MM LONG)			92-4014SP	BOTTLE HOLDER ('WDS' SERIES)	
3	92-2100SP	HOSE – COLD WATER INTO TANK		27	92-3058SP	HOSE – TANK OVERFLOW	
4	92-2102SP	HOSE – COOLDOWN H1		28	92-3060SP	HOSE – CHAMBER TO STEAMCOIL	
6	92-2239SP	JOINER HOSE 38ID X 100MM		36	92-3059SP	HOSE – STEAM COIL TO OVERFLOW	
8	92-2101SP	HOSE – HOT WATER INTO TANK		37	92-3061SP	HOSE – STEAM GENERATOR TO CHAMBER	
9	92-2109SP	Min 2x HOSE – TOP SPRAYS H3 MIN ORDER QTY 2			92-2104SP	HOSE – URINE BOTTLES	
10	92-2113SP	HOSE – PUMP DRAIN H1			92-2272SP	HOSE, RUBBER 1¼" – 32MM (65MM LONG)	
74.1	8-5835SP	Min 5x SS HOSE CLAMP 25-40mm MIN ORDER QTY 5		76.1	8-5837SP	Min 5x SS HOSE CLAMP 35-50mm MIN ORDER QTY 5	









#	Part Number	Description	Diagram	#	Part Number	Description	Diagram
76.2	8-5840SP	Min 5x SS HOSE CLAMP 50-70mm MIN ORDER QTY 5		44	92-3228SP	FUSE 5A (TIME DELAY)	
13	92-3004SP	HEATER SWITCH MODULE (D134413)		46	92-3503SP	HARNESS – CONDUCTIVITY TO PCB	
14	92-3006SP ***ATTN *** FURTHER ACTION REQUIRED AT TIME OF ORDER	PROCESSOR MODULE (D13447) PROGRAMMED TO ORDER. SOFTWARE VERSION REQ. REF MWI 7.5-011		47	92-3528SP	HARNESS – CONTROL TO HEATERS	
17	92-3017SP	CIRCUIT BREAKER 1 PH, 20 AMP		52	92-3200SP	BATTERY COIN CELL (CR2032)	
19	92-3005SP	CONTROL MODULE (D134412)		54	92-3527SP	HARNESS – CONTROL TO DISPLAY	
20	92-3007SP	CONDUCTIVITY MODULE (D134418)		63	92-4080SP	DOOR BOTTOM SWITCH ASSEMBLY (J11)	
23	92-3018SP	CIRCUIT BREAKER 1 PH, 10 AMP, 6KA		65	92-4089SP	PAN RACK SENSOR SW ASSEMBLY	
33	92-3126SP	CIRCUIT BREAKER 3 PH, 20 AMP, 6KA C		41	92-3127SP	CONTACTOR MC-18B- 240VAC 7.5KW	
66	91-3130SP	TEMPERATURE PROBE - DUPLEX THERMISTORS		77	92-4149SP	BLOCKAGE SENSOR ASSEMBLY 12m x 20mm	



#	Part Number	Description	Diagram	#	Part Number	Description	Diagram
67	92-4094SP	HARNESS – DOOR BOTTOM SWJ11		81	91-4086SP	DOOR ACTUATOR ASSEMBLY	
70	92-4079SP	DOOR TOP SWJ10 CLOSE MOUNT ASSEMBLY			92-4077SP	LOAD CELL ASSEMBLY	
72	92-4087SP	BOWL RACK SENSOR SW ASSEMBLY			92-4093SP	HARNESS – DOOR TOP SWJ10 ASSEMBLY	
73	92-4091SP	HARNESS – BLOCKAGE SENSOR ASSEMBLY			92-4095SP	HARNESS – LOCKOUT SWITCHES ASSEMBLY	
86	92-3144SP	POWER LINE RFI FILTER		86	92-3244SP	EMI FILTER PE	
	92-2044SP	TOP PANEL		78	92-5017SP	CONTROL PANEL SUB ASSEMBLY	
	92-2042SP	L/H SIDE PANEL			92-2043SP	R/H SIDE PANEL	
	92-2039SP	BACK PANEL		82	92-3141SP	SWITCH PUSH BUTTON RED	



#	Part Number	Description	Diagram	#	Part Number	Description	Diagram
31	92-3103SP	CAMLOCK NX11RKA-180 COMM KEY		83	92-3142SP	SWITCH CONTACT BLOCK	
68	92-4070SP	CONTROL DISPLAY ASSEMBLY		12	92-3002SP	DECAL FACIA	
80	92-4058SP	DETERGENT PUMP ASSEMBLY		61	92-4076SP	LOAD CELL MOUNT ASSEMBLY	
74	92-4104SP	HARNESS – DETERGENT FLOW SENSOR		50	92-4047SP	DETERGENT BOTTLE LINE SUB ASSEMBLY	
55	92-4014SP	BOTTLE HOLDER ('WDS' SERIES)			92-2050SP	DETERGENT DOOR ACCESS	
	81-8046SP	HOSE SS BRAIDED 10MM X 1500MM G $\frac{3}{4}$ " STRAIGHT X G $\frac{3}{4}$ " 90° ELBOW			81-8047SP	HOSE SS BRAIDED 1500MM G $\frac{1}{2}$ " STRAIGHT X G $\frac{3}{4}$ " 90° ELBOW	

Queensland Distributor

EVOCARE AUSTRALIA PTY LIMITED

A.B.N. 98 078 566 604

Trading as **EVOCARE** and **L&M EQUIPMENT**

P.O. Box 145, Everton Park Qld. 4053

Ph: 07 3355 8000

Website: <http://www.evocare.com.au>

Email: sales@evocare.com.au

workshop@evocare.com.au

warehouse@evocare.com.au

accounts@evocare.com.au



Global-Mark.com.au®



Manufactured by

Malmet (Australia)

ABN 95 001 717 791