

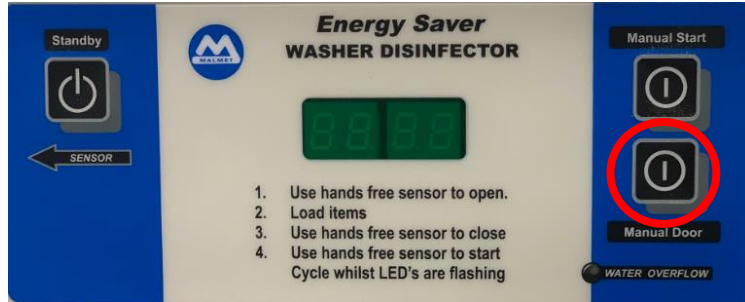


TOUCH OPERATION

for Malmet ES-D Models

(for Hands Free operation, please refer to ES-D Operation, Maintenance and Installation manual)

STEP 1 OPEN DOOR



Press “Manual Door” Button

Note: If the chamber temperature is too hot; “Hot” will be displayed and the door cannot be opened until chamber is at a safe temperature

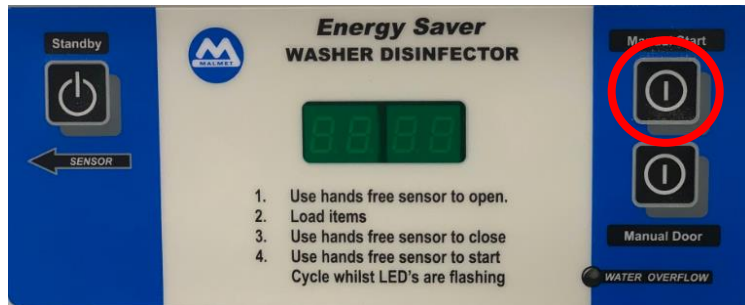
STEP 2 LOAD ITEMS



Bedpan + 2 Urinal Bottles or Slipper Pan + 2 Urinal Bottles

Note: Large Commode Bowl + 2 Urine Bottles can also be loaded

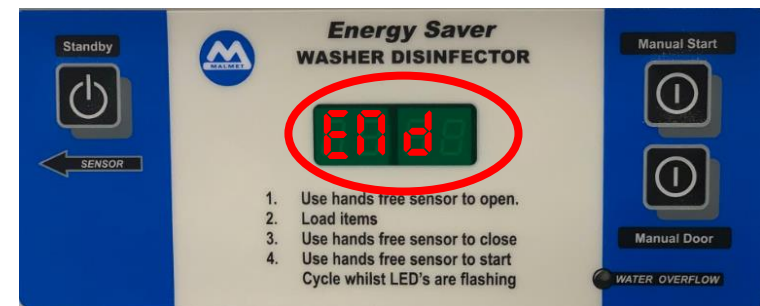
STEP 3 START CYCLE



Press “Manual Start” Button

Door will automatically close and the cycle will start

STEP 4 COMPLETED CYCLE



After every successful cycle “End” will be displayed until the door is opened.

Warning: If this is not displayed, a cycle has NOT been run