

BEDRAILS & CRADLES

6 Bed Cradles

These are designed to fit under the mattress to form a support to keep bedclothes clear of the feet and legs.

KA 540 Fixed height epoxy powder coated mild steel. Height is 600mm.

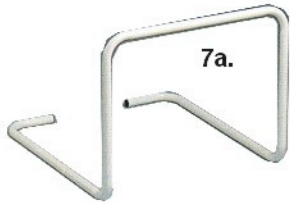
KA 540S Fixed height stainless steel. Height is 600mm.

KA 545 Adjustable height aluminium. Adjustable from 480 - 700mm.



7 Bed Rail **KA 520**

The removable Bed Rail fits under the mattress and is a firm support fabricated from 25mm epoxy powder coated mild steel tube. Rail length is 600mm.



8 Dropside Bed Rail **KA 522**

The removable Dropside Bed Rail fits under the mattress and is easily locked up or dropped down when required. Rail length is 900mm.




9 Bed Pole

KA 524 Single Bed
KA 524D Double Bed

The Bed Pole fits under the mattress and provides a firm handle to assist with moving and positioning in bed. This product can also be used as a safety rail.

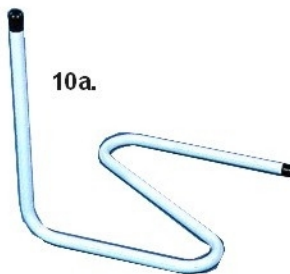
Rail lengths are
KA 524 550mm
KA 524D 1000 mm



10 Cobra Bed Pole **KA 525**

The Cobra fits under the mattress and provides a handle to assist with moving and positioning in bed. Rail height is 510mm.

Suitable for use on single, double, queen and king size beds.



11 Grip Handle **KA526**

The grip handle bed pole fits under the mattress and provides a firm handle to assist with moving and positioning in bed. The shaped handle can be located in four positions for added user comfort.

Suitable for use on single, double, queen and king size beds.

